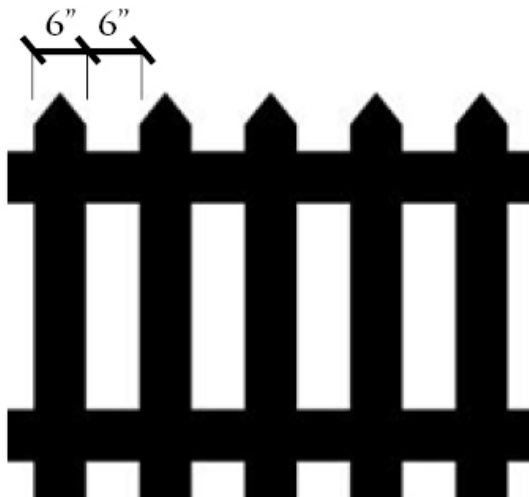



RESIDENTIAL FENCES

- ✓ A current Plat of Survey must accompany your Fence Permit Application.
- ✓ Fences are allowed to be placed up to the property line, except under certain circumstances.
 - Fences along an alley shall be set back at least 3 feet from the property line.
 - 6-foot tall fences shall comply with location restrictions including the 10-foot sight triangle standard (see diagram on the next page).
- ✓ Fences in the side and rear yards may be up to 6 feet tall.
 - Fences in side and rear yards may be solid for increased privacy.
- ✓ Fence posts shall face the owner's side of the fence.
 - The finished face of the fence always faces towards the neighboring property.
- ✓ Fences in the front yard and corner side yards may be up to 4 feet tall.
 - Fences in front yards must be at least 50% open (see diagram below).
 - Fences in front yards on busy streets (through lots) might be allowed to be taller.
 - Meet with Zoning Staff for more information.
- ✓ Fences along a railroad right-of-way and bordering commercial and industrial properties may be up to 8 feet tall in most instances.
- ✓ Fences of attached homes shall match.
- ✓ Fences that enclose a yard shall include at least one gate.



50% open fencing



NOT 50% open fencing

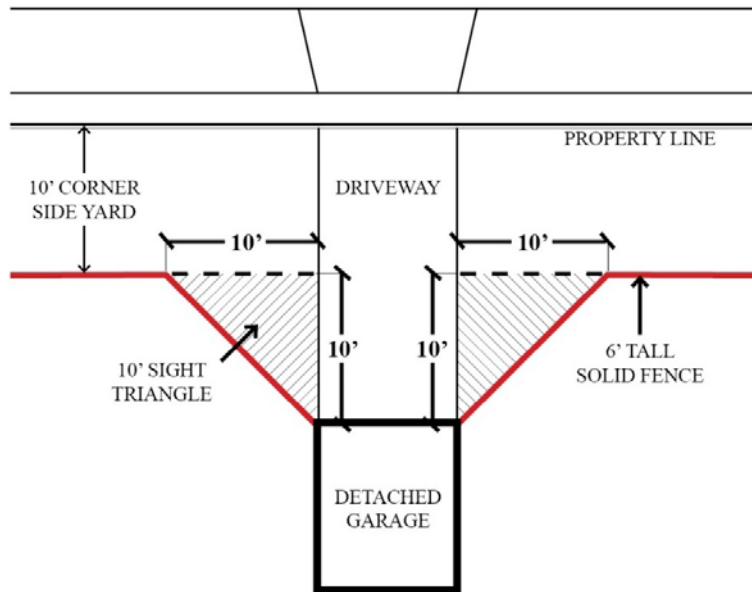
These elements are not all encompassing. Please refer to Zoning Ordinance Section 12-8-2 for more information.

(Revised 08/20/2020)

HELPFUL TIPS FOR RESIDENTIAL FENCES

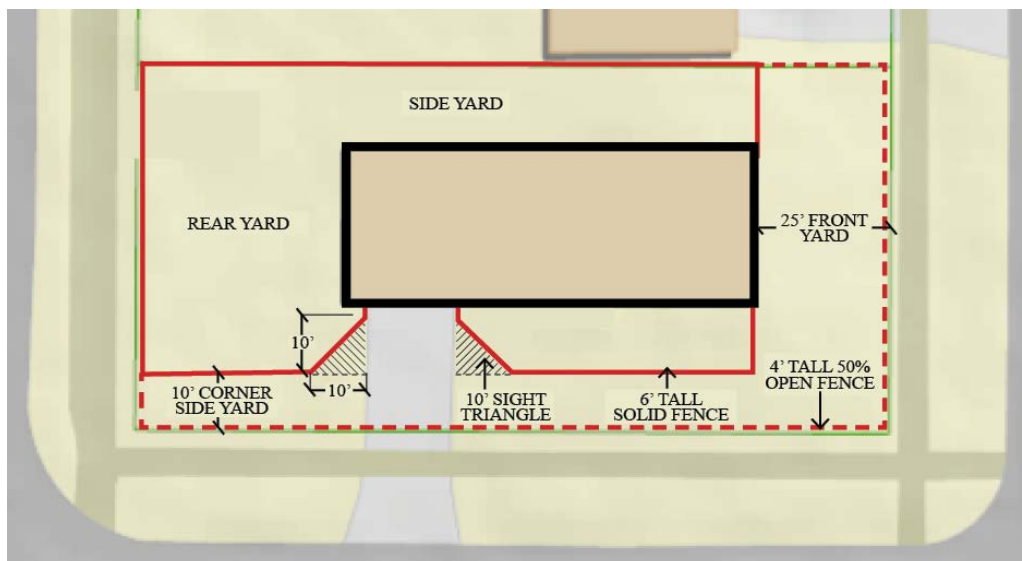
Sight Triangle:

- A 10-foot sight triangle is required when a 6-foot tall solid fence is abutting any alley, driveway or street.
- 6-foot tall, solid fences may not be located in the 10-foot corner side yard.



Fences when the driveway is in a corner side yard:

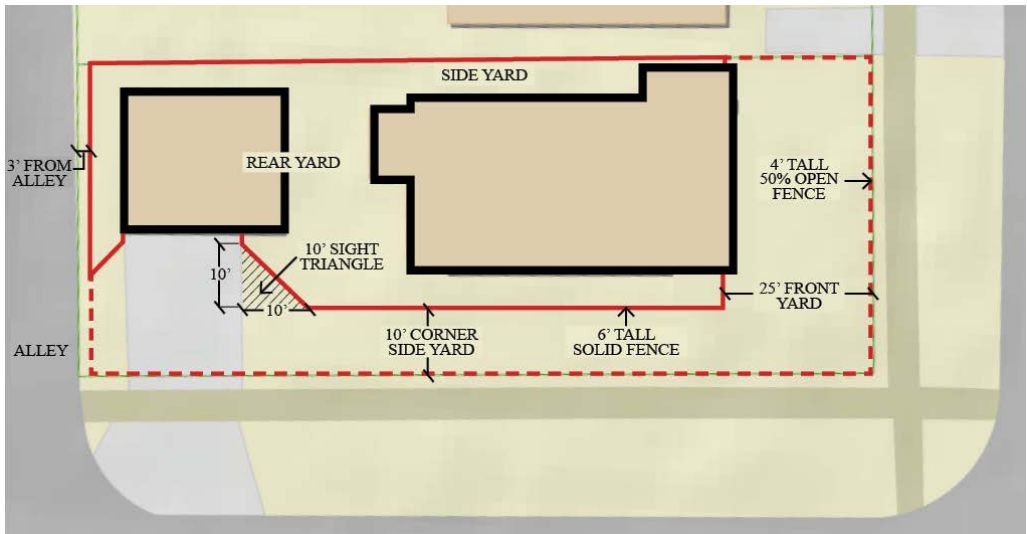
- A 10-foot sight triangle is required when a 6-foot tall solid fence is abutting a driveway.
- Fences in the side and rear yards may be up to 6 feet tall.
- Fences in the front yard and corner side yards may be up to 4 feet tall and 50% open.



(not to scale)

Fences when the driveway is in a corner side yard next to the alley:

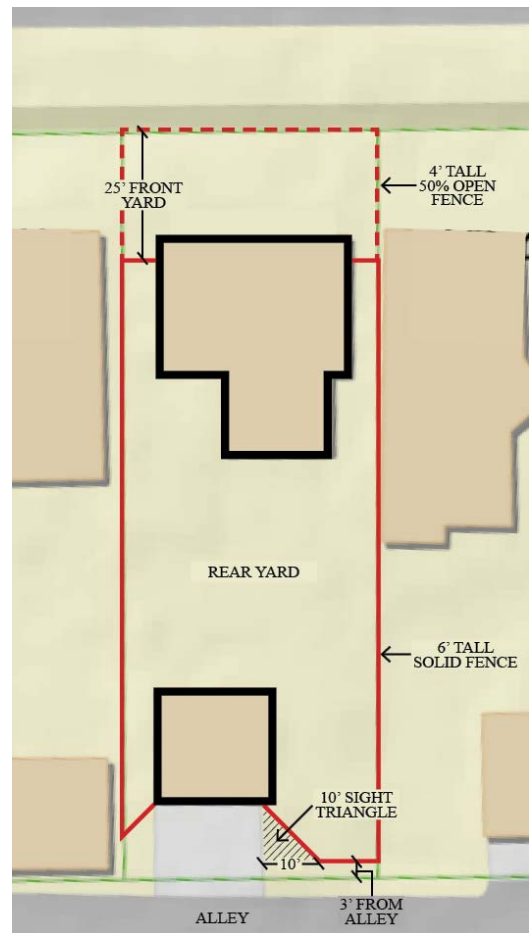
- A 10-foot sight triangle is required when a 6-foot tall solid fence is abutting a driveway and alley.
- Fences in the side and rear yards may be up to 6 feet tall.
- Fences in the front yard and corner side yards may be up to 4 feet tall and 50% open.
- All fences must be set back 3 feet from the alley.



(not to scale)

Fences when the driveway is connected to the alley:

- A 10-foot sight triangle is required when a 6-foot tall solid fence is abutting a driveway and alley.
- Fences in the side and rear yards may be up to 6 feet tall.
- Fences in the front yard and corner side yards may be up to 4 feet tall and 50% open.
- All fences must be set back 3 feet from alley.



(not to scale)